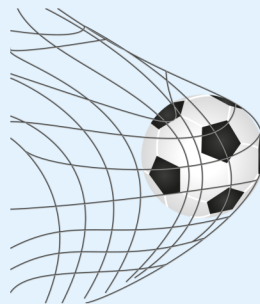


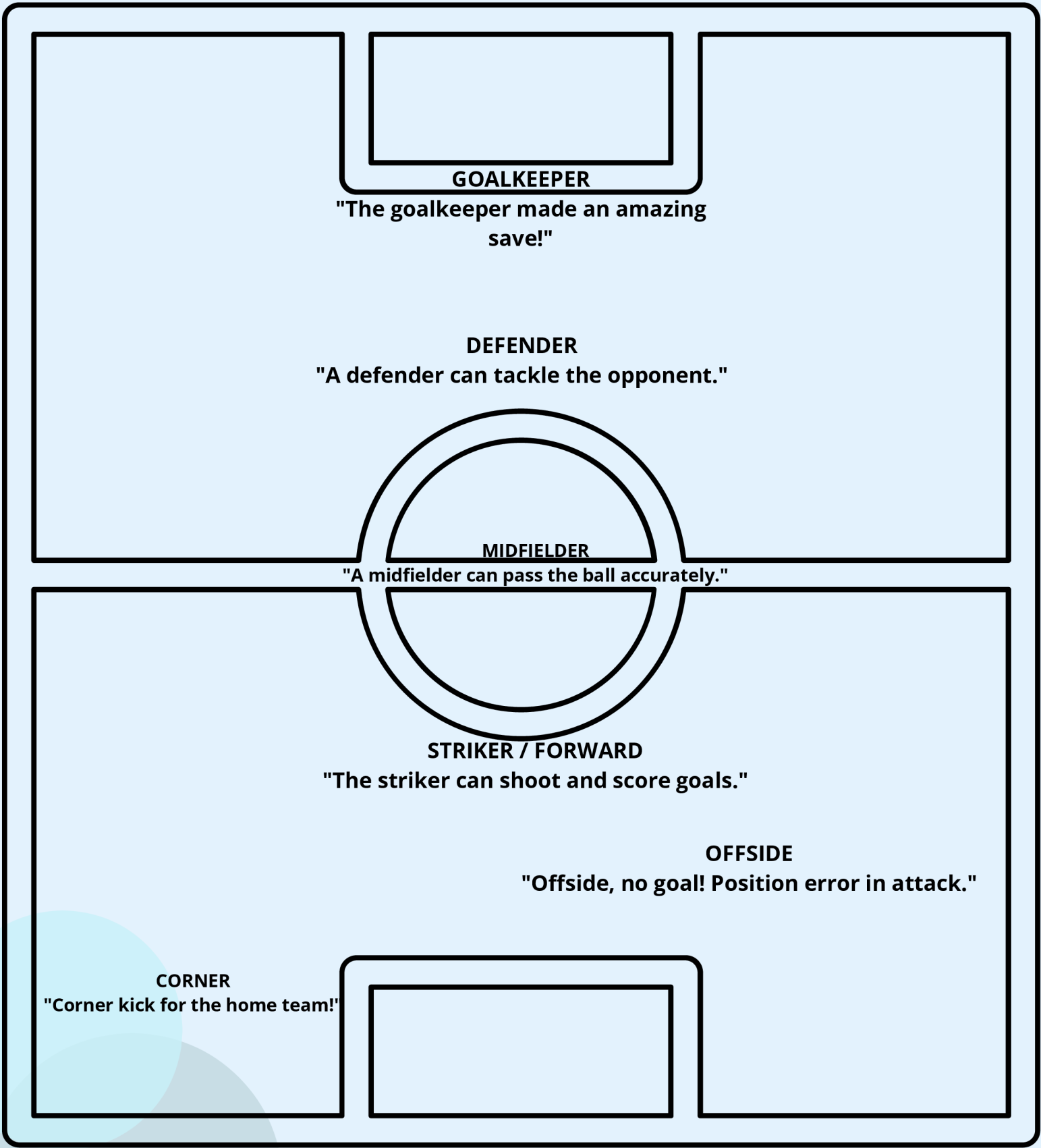
PREMIUM ESL RESOURCE • WORLD CUP 2026 SERIES

Lesson 1: Vocabulary, Positions & Core Actions

THE ANATOMY OF THE GAME



THE PITCH LAYOUT & POSITIONS



LESSON 1: THE ANATOMY OF THE GAME



1. QUICK WORD RACE: Match the verbs to the correct nouns.

Score _____ • a) a save
Make _____ • b) a goal
Win _____ • c) the ball
Kick _____ • d) a match



2. WHO DOES WHAT? Complete the sentences using the Word Bank.

Goalkeeper | Defender | Midfielder | Striker

- a) A _____ can tackle the opponent to stop the attack.
- b) A _____ can shoot and score goals for the team.
- c) A _____ can save the ball to protect the net.
- d) A _____ can pass the ball accurately to control the match.



3. THE COMMENTARY MATCH: Read and circle the correct option.

"The player touched the ball with his hand inside the box. The referee blows the whistle..."

() Corner () Penalty () Goal

"Kane runs behind the defense and scores! But wait... the flag is up!"

() Offside () Foul () Fans

✂️ **INSTRUCTIONS:** Print, cut, and use these cards for games like Memory Match or the Word Wall!

GOALKEEPER



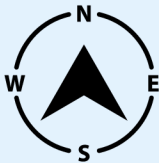
"The goalkeeper made a save!"

DEFENDER



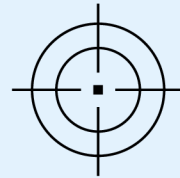
"A defender can tackle."

MIDFIELDER



"A midfielder passes the ball."

STRIKER



"The striker scores goals!"

www.myeslfriends.com.br

REFEREE



"The referee stopped the match."

PENALTY



"It's a penalty for the team!"

OFFSIDE



"No goal! That's offside."

CORNER



"Corner kick for the home team!"

www.myeslfriends.com.br