



MY WORLD CUP LAPBOOK

OFFICIAL PLAYER PASSPORT

 Vocabulary

 Reading

 Writing

 Speaking

 Listening

 Challenges



STUDENT NAME

COUNTRY

FAVORITE TEAM

PLAYER NUMBER



INSIDE YOUR LAPBOOK

What's Included?

Your Activities

ACTIVITIES CHECKLIST

- Vocabulary Flipbook** – 6 key words
- Countries & Nationalities** – 6 countries
- Match Day Reading** – sports news text
- Speaking Cards** – 10 conversation cards
- Statistics Wheel** – 8-segment organizer
- Match Report** – guided writing template
- Word Search** – 15 hidden words
- Crossword Puzzle** – 10 clues
- Exit Ticket** – learning check
- Certificate of Completion**
- Reflection Page** – memories & goals
- Challenge Tracker** – 7 missions

Your Learning Goals

By the end of this lapbook, you will:

- Know 20+ soccer vocabulary words
- Name countries and nationalities
- Read a sports news article
- Talk about your favorite team
- Write a match report
- Complete all 7 challenges

How Long Will It Take?

One day (60 min):

Core activities

Three days:

Full lapbook

At home:

Extension tasks



BECOME A WORLD CUP EXPERT!

Complete all activities to earn your certificate

INSTRUCTIONS

How to Build Your Lapbook

1

**CUT**

Carefully cut out all the activity pages along the dotted lines. Ask your teacher for help if needed. Keep all the pieces together in a safe place.

2

**FOLD**

Fold your pages along the solid fold lines. For the Vocabulary Flipbook, fold each flap so the title is on the outside. For mini-books, fold in half lengthwise first, then in half again.

3

**GLUE**

Glue each activity to the inside of your lapbook folder. The Passport goes on the cover. Activities go on the left, right, and center panels. Use a glue stick for best results.

4


**COMPLETE**

Fill in all the activities! Write on the lines, draw in the boxes, color the flags, and mark your Challenge Tracker as you go. Take your time – do your best work!

5

**SHARE**

Present your lapbook to your class! Talk about your favorite team, your challenge achievements, and what you learned. You are now a World Cup Expert! 🏆



 **Teacher Tip:** Pre-fold and pre-cut the flipbook pages for younger students (Grades 3–4) to save time. For older students, the cutting and folding process itself builds fine motor and reading skills.



ACTIVITY 1

My Player Passport

WORLD CUP
PLAYER PASSPORT

OFFICIAL

PLAYER NAME / SURNAME


COUNTRY


FAVORITE TEAM


FAVORITE PLAYER


JERSEY NUMBER **AGE**

POSITION ON THE FIELD


 **Goalkeeper**

 **Defender**

 **Midfielder**

 **Forward**

DRAW YOUR PLAYER HERE



Draw yourself as a player!

MY SOCCER SUPERPOWER

PLAYER SIGNATURE

World Cup ESL Lapbook






A1-A2 ESL/ELL

myeslfriends.com.br

ACTIVITY 2

World Cup Challenge Tracker

Complete each mission to become a World Cup Expert! Color the ★ when you finish each challenge.

<p> Vocabulary Champion ★</p> <p>Learn all 6 vocabulary words in the Flipbook.</p> <ul style="list-style-type: none"> <input type="checkbox"/> I can say all 6 words <input type="checkbox"/> I can write the meanings <input type="checkbox"/> I can use them in a sentence 	<p> Country Expert ★</p> <p>Know 6 countries and their nationalities.</p> <ul style="list-style-type: none"> <input type="checkbox"/> I can name 6 countries <input type="checkbox"/> I know their nationalities <input type="checkbox"/> I drew 3 flags
<p>★ Reading Star ★</p> <p>Read the Match Day article and answer questions.</p> <ul style="list-style-type: none"> <input type="checkbox"/> I read the full article <input type="checkbox"/> I answered all questions <input type="checkbox"/> I drew the match scene 	<p> Speaking Champion ★</p> <p>Use speaking cards to talk about soccer.</p> <ul style="list-style-type: none"> <input type="checkbox"/> I used 5 speaking cards <input type="checkbox"/> I spoke in full sentences <input type="checkbox"/> I listened to my partner
<p> Soccer Reporter ★</p> <p>Write a complete Match Report.</p> <ul style="list-style-type: none"> <input type="checkbox"/> I filled in all sections <input type="checkbox"/> I used 5+ vocabulary words <input type="checkbox"/> I wrote a summary paragraph 	<p> Team Manager ★</p> <p>Complete the Statistics Wheel with real data.</p> <ul style="list-style-type: none"> <input type="checkbox"/> I filled in all 8 segments <input type="checkbox"/> I researched real stats <input type="checkbox"/> I presented my data




WORLD CUP EXPERT


Complete all 6 challenges and earn your World Cup Expert certificate! Ask your teacher to sign it. ★




ACTIVITY 3

Vocabulary Flipbook


 Cut along the dotted lines. Fold each flap so the word shows on the front. Write the meaning, draw a picture, and write a sentence inside each flap!

TEAM



MEANING:

DRAW IT:



MY SENTENCE:

MATCH



MEANING:

DRAW IT:



MY SENTENCE:

GOAL



MEANING:

DRAW IT:



MY SENTENCE:

REFEREE



MEANING:

DRAW IT:



MY SENTENCE:

STADIUM



MEANING:

DRAW IT:


MY SENTENCE:

FANS


MEANING:

DRAW IT:


MY SENTENCE:



ACTIVITY 4

Countries & Nationalities

Did You Know? When we say where someone is from, we use the **nationality** form. Example: He is from *Brazil* → He is *Brazilian*. Complete the table below!

Flag	Country	Nationality	Sentence: "The player is ____."
BR	Brazil	Brazilian	_____
AR	Argentina	_____	_____
US	USA	_____	_____
FR	France	_____	_____
JP	Japan	_____	_____
MX	Mexico	_____	_____

Country Mini-Passports

<p>BR Brazil</p> <p>Capital: _____</p> <p>Language: _____</p> <p>Color my flag: <input style="width: 100%; height: 20px;" type="text"/></p>	<p>AR Argentina</p> <p>Capital: _____</p> <p>Language: _____</p> <p>Color my flag: <input style="width: 100%; height: 20px;" type="text"/></p>	<p>us USA</p> <p>Capital: _____</p> <p>Language: _____</p> <p>Color my flag: <input style="width: 100%; height: 20px;" type="text"/></p>
<p>FR France</p> <p>Capital: _____</p> <p>Language: _____</p> <p>Color my flag: <input style="width: 100%; height: 20px;" type="text"/></p>	<p>JP Japan</p> <p>Capital: _____</p> <p>Language: _____</p> <p>Color my flag: <input style="width: 100%; height: 20px;" type="text"/></p>	<p>MX Mexico</p> <p>Capital: _____</p> <p>Language: _____</p> <p>Color my flag: <input style="width: 100%; height: 20px;" type="text"/></p>

ACTIVITY 5

Match Day Reading

THE WORLD CUP DAILY

 Sports Edition · A1–A2

BRAZIL WINS THE WORLD CUP FINAL!

Read this sports article. Underline the soccer words you know.

Today is the **World Cup Final**. **Brazil** is playing against **France**. Thousands of **fans** are in the **stadium**. The **referee** starts the **match** at 7:00 PM. Both **teams** play very well.

Brazil scores first. The fans celebrate loudly! France plays harder and **scores later**. The score is now 1–1. It is a great game!

In the second half, Brazil plays better and **scores again**. It is a beautiful **goal**! The match ends **2–1**. **Brazil wins** the World Cup! The fans celebrate after the game. It is a fantastic night!

VOCABULARY BOX

final – last match of a tournament

fans – supporters who cheer

referee – person who manages the game

scores – gets a goal

second half – last 45 minutes

celebrates – cheers with joy

FINAL SCORE

BR
2
Brazil

vs

FR
1
France

Reading Questions

1. Who is playing in the final?

2. What time does the match start?

3. What is the final score?

4. Who wins the World Cup?

5. How do the fans feel? **Opinion**


Draw the Match!



Draw Brazil vs France!

ACTIVITY 6

My Favorite Team

 **Team Info**

TEAM NAME

COUNTRY


FAVORITE PLAYER

PLAYER POSITION

Goalkeeper Defender Midfielder

Forward

 **DRAW YOUR TEAM JERSEY**




Color and design the jersey!

 **Write About Your Team**

Use these sentence starters:

"My favorite team is _____. They are from _____. I like them because _____. My favorite player is _____. He/She plays as a _____."

 **Team Qualities**

Check the words that describe your team:

Fast / Quick Strong

Creative Disciplined

Passionate Experienced

Talented Exciting

Other: _____

 **B1 Challenge**

Why do you think your team will win the World Cup? Give 2 reasons.

ACTIVITY 7

Speaking Cards

✂ Cut out the cards. Flip one card face-down. Take turns asking your partner the question. Use the sentence frames to help you answer!

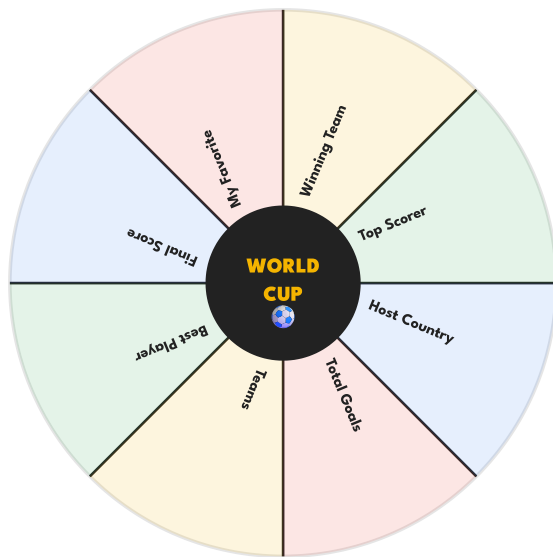
1  SPEAKING CARD**What is your favorite sport?***"My favorite sport is ___ because ___."*2  SPEAKING CARD**Which team do you think will win the World Cup?***"I think ___ will win because ___."*3  SPEAKING CARD**Who is your favorite soccer player?***"My favorite player is ___ . He/She plays for ___."*4  SPEAKING CARD**Describe a soccer stadium.***"A stadium is ___ . It has ___ . The fans ___."*5  SPEAKING CARD**What do fans do at a soccer match?***"Fans ___ and ___ . They also ___."*6  SPEAKING CARD**How many players are on a soccer team?***"There are ___ players. The positions are ___."*7  SPEAKING CARD**What country would you like to visit for the World Cup?***"I would like to visit ___ because ___."*8  SPEAKING CARD**What is the job of a referee?***"The referee ___ . He/She also ___."*9  SPEAKING CARD**Describe the Brazil vs France match.***"Brazil played against ___ . The score was ___ . The winner was ___."*10  BONUS CHALLENGE**If you were a soccer player, what would be your superpower skill?***"If I were a player, I would ___ . My special skill would be ___."*



ACTIVITY 8

World Cup Statistics Wheel

Research and write answers in each segment of the wheel. Use your textbook, the internet, or ask your teacher!



Write Your Answers Here

1 Winning Team:

2 Top Scorer:

3 Host Country:

4 Total Goals Scored:

5 Number of Teams:

6 Best Player (Golden Ball):

7 Final Score:

8 My Favorite Moment:



ACTIVITY 9

Match Report

MATCH REPORT By: _____ Date: _____

TEAMS _____ vs. _____

FINAL SCORE _____ - _____

WINNER _____

STAR PLAYER _____

BEST MOMENT OF THE MATCH _____

MATCH STATISTICS

Total Goals: _____

Red Cards: _____

Penalty Kicks: _____

MATCH SUMMARY – WRITE 4–6 SENTENCES ABOUT THE MATCH

WORD BANK – Use these words in your report!

scored defeated played won stadium fans referee goal first half second half champion penalty exciting

brilliant celebrated captain



ACTIVITY 10

World Cup Word Search

Find all 15 soccer words hidden in the grid! Circle each word when you find it. Words go → and ↓ only.

Find the Words



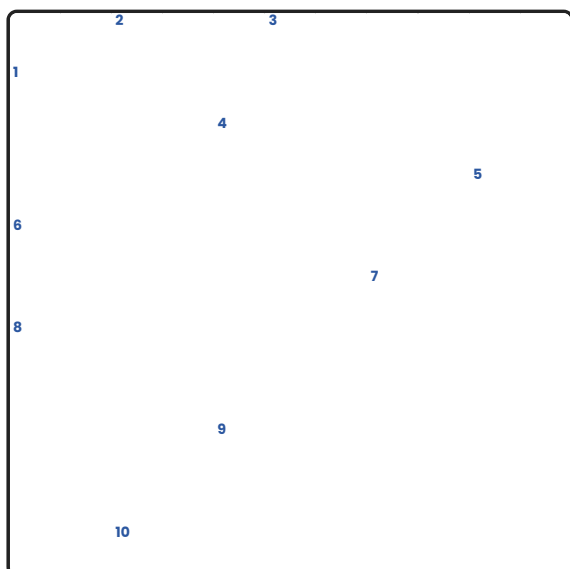
Find These 15 Words

- | | |
|----------------------------------|-----------------------------------|
| <input type="checkbox"/> GOAL | <input type="checkbox"/> TEAM |
| <input type="checkbox"/> STADIUM | <input type="checkbox"/> FANS |
| <input type="checkbox"/> FINAL | <input type="checkbox"/> PLAYER |
| <input type="checkbox"/> REFEREE | <input type="checkbox"/> SCORE |
| <input type="checkbox"/> KICK | <input type="checkbox"/> CAPTAIN |
| <input type="checkbox"/> TROPHY | <input type="checkbox"/> WORLDCUP |
| <input type="checkbox"/> PENALTY | <input type="checkbox"/> CHAMPION |
| <input type="checkbox"/> WIN | |

My Score
 _ / 15
 words found

★ **Bonus:** Find **CHAMPION** hidden in the grid for an extra star on your Challenge Tracker!

World Cup Crossword

 Fill in the Crossword

 Clues

 **ACROSS**

1. When the ball goes into the net (4)
4. A group of players who play together (4)
6. The person who controls the match (7)
7. The prize for the winning team (6)
8. The place where the match is played (7)
9. A free kick from 12 yards (7)
10. The leader of a team (7)


 **DOWN**

2. A person who plays on a team (6)
3. The coach who manages the team (5)
5. To get a point in a game (5)

Correct Answers

— / 10


World Cup Exit Ticket



EXIT TICKET

Name: _____

World Cup ESL Lapbook · MyESLFriends


 **Vocabulary Check**

Write the meaning of these words:

STADIUM:

REFEREE:

CHAMPION:


 **Country Check**

Write the nationality:

Brazil →

France →

Japan →


 **Reading Check**

Answer these questions:


Who played in the Final?

What was the score?


Who won?


 **Quick Write**


Write 2 sentences about the World Cup Final:

 **Self Assessment**


How do you feel about today's lesson?



Great!



OK



Need help

Circle one: I learned _____ today.

 **My Learning Reflection**

 **Something I learned:**

 **Something I want to know more:**


 **My favorite activity was:**

My World Cup Memories

Draw Your Favorite World Cup Moment




Draw your favorite moment here!
A goal? The trophy? The fans? 🏆 🌍 🎉

 **My Favorite Team**


The team I cheered for was:

Because:

 **My Favorite Player**

My favorite player was:

He/She was great because:

 **Something I Learned**

During this lapbook I learned:

Next time I want to:

ACHIEVEMENT UNLOCKED!



World Cup Memory Maker 🏆

You completed your World Cup Lapbook and created amazing memories! Share your lapbook with your class and celebrate your achievement. You are a World Cup Expert! 🌍 🌍



CERTIFICATE OF ACHIEVEMENT

This certifies that



write student name above

has successfully completed the

World Cup ESL Project

demonstrating excellence in Vocabulary · Reading · Writing · Speaking



Teacher Signature

Date

School Stamp

myeslfriends.com.br · World Cup ESL Project · Grades 3–8 · A1–B1



GREAT JOB, WORLD CUP EXPERT!

You worked hard, learned new vocabulary, read about soccer, wrote a match report, and practiced speaking English. That is something to be **very proud of!** 🌟

 Vocabulary ✓

 Reading ✓

 Writing ✓

 Speaking ✓

 Countries ✓

 **MyESLFriends**

We create premium ESL resources for teachers and students around the world. If you enjoyed this lapbook, tell your teacher! There are more amazing projects waiting for you.

 myeslfriends.com.br

[More ESL projects](#) · [Resources](#) · [Activities](#)

★ **KEEP LEARNING · KEEP GROWING · KEEP PLAYING** ★

© MyESLFriends | myeslfriends.com.br | Licensed for single classroom use only. Not for redistribution or resale.